

MITJET SERIES

SPA EURO RACE 2014

RACE 3 (8 laps, 56,0 km. / Max. 20')

Provisional Classification

Drivers	Team	Vehicle	Class	Laps	Total Time	Gap	Avg Kph	Best Lap	Avg Kph
1 7 Rudy SERVOL	CAP LIBERTE		ST	6	20:11.753	-	124.8	6 2:32.900	164.9
2 92 Ronald BASSO	BM92		ST	6	20:12.292	+0.539	124.8	6 2:33.112	164.7
3 11 Gregor RAYMONDIS	ACOM		ST	6	20:16.172	+4.419	124.4	6 2:34.362	163.3
4 2 Olivier PERNAUT/Jean-Noel LANCTUIT	VIP CHALLENGE		ST	6	20:19.310	+7.557	124.1	6 2:35.556	162.1
5 4 Christian BOTTEMANNE/Sacha BOTTEMANNE	NO LIMIT		ST	6	20:19.540	+7.787	124.1	6 2:35.234	162.4
6 3 Jean-Philippe DAYRAUT	ARCTIC RACING		ST	6	20:21.593	+9.840	123.8	5 2:33.305	164.5
7 89 Didier DUMAINE/Nicolas GOMAR	AGS EVENTS		ST	6	20:22.436	+10.683	123.8	6 2:36.072	161.6
8 77 Benjamin LAGIER	NO LIMIT		ST	6	20:24.701	+12.948	123.5	6 2:35.250	162.4
9 101 Rodolphe WALLGREN/Benjamin CASADIO TASTU	AGS EVENTS		ST	6	20:25.462	+13.709	123.5	6 2:37.180	160.4
10 23 Laurent RICHARD	BM92		ST	6	20:25.871	+14.118	123.4	6 2:36.449	161.2
11 1 Dmitrienko MAXIM	VIP CHALLENGE		ST	6	20:32.173	+20.420	122.8	6 2:38.492	159.1
12 30 Gregory DRIOT/Steve WARSON	CLASSIC & MODERN RACING		ST	6	20:33.168	+21.415	122.7	6 2:38.860	158.7
13 19 Andre BORDAS	BORDAS		ST	6	20:38.524	+26.771	122.1	6 2:40.303	157.3
14 46 Stephane BAILLY/Geoffrey DE NARDA	NO LIMIT		ST	6	20:53.014	+41.261	120.7	5 2:47.406	150.6
15 6 Patrick LHOSTE/Cedric GOUMAZ	MULLER RACING		ST	6	20:56.729	+44.976	120.4	6 2:46.402	151.5
16 13 Romano RICCI	SKR		M2L	6	20:59.274	+47.521	120.1	6 2:48.395	149.7
17 78 Stephane GEORGE	NO LIMIT		M2L	6	21:00.546	+48.793	120.0	6 2:47.896	150.2
18 100 Christophe CARRIERE	AGS EVENTS		M2L	6	21:02.149	+50.396	119.9	6 2:48.834	149.3
19 197 Povilas JANKAVICIUS	ARCTIC RACING		M2L	6	21:02.422	+50.669	119.8	6 2:50.092	148.2
20 8 Manu DAMIANI	AGS EVENTS		M2L	6	21:03.216	+51.463	119.8	6 2:49.645	148.6
21 9 Nicolas GOMAR/Stephane BARBUSSE	AGS EVENTS		M2L	6	21:03.260	+51.507	119.8	6 2:48.941	149.2
22 68 Yann EHLACHER	MULLER RACING		M2L	6	21:08.265	+56.512	119.3	5 2:50.843	147.6
23 97 Antoine JUNG	MULLER RACING		M2L	6	21:08.793	+57.040	119.2	5 2:51.893	146.7
24 94 Olivier FOUILLAT	SMB		M2L	6	21:09.142	+57.389	119.2	5 2:51.528	147.0
25 10 Julien LAMBERT	BM92		M2L	6	21:11.570	+59.817	119.0	6 2:50.138	148.2
26 40 Olivier DESRAYAUD	AGS EVENTS		M2L	6	21:13.266	+1:01.513	118.8	6 2:51.935	146.6
27 56 Jean EMERIC	JB EMERIC		ST	6	21:14.671	+1:02.918	118.7	6 2:35.618	162.0
28 79 Lauris NAUROY	AGS EVENTS		M2L	6	21:20.017	+1:08.264	118.2	6 2:51.839	146.7
29 110 Benjamin CASADIO TASTU/Rodolphe WALLGREN	AGS EVENTS		M2L	6	21:20.342	+1:08.589	118.2	6 2:51.769	146.8
30 32 Guillaume RAYNAUD/Juliette PALACIN	J2F		M2L	6	21:22.460	+1:10.707	118.0	6 2:54.956	144.1
31 111 Mikhail MAKAROVSKIY	ARCTIC RACING		M2L	6	21:24.884	+1:13.131	117.7	6 2:57.469	142.1
32 64 Georges BARBOSA FERREIRA/Fabien BOERI	MULLER RACING		M2L	6	21:25.183	+1:13.430	117.7	6 2:57.112	142.4
33 5 Alexey MAYOROV	VIP CHALLENGE		M2L	6	21:25.385	+1:13.632	117.7	5 2:53.514	145.3
34 71 Christophe GILTAIRE	SKR		M2L	6	21:26.351	+1:14.598	117.6	5 2:55.579	143.6
35 133 Stanislav SERENZHENKOV	ARCTIC RACING		M2L	6	21:32.831	+1:21.078	117.0	6 2:53.676	145.2
36 12 Antonio CARRISI/Jean PAPAUX	CARDECO RACING		M2L	6	21:34.265	+1:22.512	116.9	6 2:59.311	140.6
37 28 Axel FISCHER/Patrick LHOSTE	VIP CHALLENGE		M2L	6	21:37.007	+1:25.254	116.6	6 2:58.708	141.1
38 55 Hugo MARTINET/Franck PEYRI	MARTINET RACING		M2L	6	21:37.979	+1:26.226	116.6	6 2:58.776	141.0
39 53 Jean PLEUVRY	MULLER RACING		M2L	6	21:41.933	+1:30.180	116.2	6 2:59.951	140.1
40 54 Philippe DURST/Charles DURST	NO LIMIT		M2L	6	21:47.356	+1:35.603	115.7	6 3:02.406	138.2
41 21 Frederic HERBERT/Christophe SAGNE	AGS EVENTS		M2L	6	21:47.954	+1:36.201	115.7	6 3:01.851	138.7
42 177 Igor MURAVLEV	ARCTIC RACING		M2L	6	21:48.491	+1:36.738	115.6	6 3:00.508	139.7
43 166 Stanislav YAROVY	ARCTIC RACING		M2L	6	21:49.967	+1:38.214	115.5	5 3:02.466	138.2
44 90 Hubert TERRIER/Eric HERR	NO LIMIT		M2L	4	15:48.748	2 Laps	106.3	2 3:24.795	123.1

Not classified:

61 Jean-Philippe GRENIER/Jacques-Olivier BRU	BM92	M2L
117 Sergey EGOROV	ARCTIC RACING	M2L

Not started

41 Alexis ROGER	VIP CHALLENGE	M2L
-----------------	---------------	-----

Pole Position

J. DAYRAUT

Fastest Lap

Lap 6

Rudy SERVOL

2:32.900

164.9 Kph

30 SECONDS PENALTY FOR CAR N° 56 DUE TO OVERTAKING DURING SAFETY CAR.


Published at:

Track Status:

DRY

Race Director:

Timekeeper:



MITJET SERIES

SPA EURO RACE 2014

RACE 3

Provisional Classification by Class

Nr. Drivers	Team	Car	Laps	Total Time	Gap	Kph	Best Lap		
							Lap	Time	Kph
M2L									
1	13 R. RICCI	SKR	6	20:59.274		120.1	6	2:48.395	149.7
2	78 S. GEORGE	NO LIMIT	6	21:00.546	+1.272	120.0	6	2:47.896	150.2
3	100 C. CARRIERE	AGS EVENTS	6	21:02.149	+2.875	119.9	6	2:48.834	149.3
4	197 P. JANKAVICIUS	ARCTIC RACING	6	21:02.422	+3.148	119.8	6	2:50.092	148.2
5	8 M. DAMIANI	AGS EVENTS	6	21:03.216	+3.942	119.8	6	2:49.645	148.6
6	9 N. GOMAR / S. BARBUSSE	AGS EVENTS	6	21:03.260	+3.986	119.8	6	2:48.941	149.2
7	68 Y. EHRLACHER	MULLER RACING	6	21:08.265	+8.991	119.3	5	2:50.843	147.6
8	97 A. JUNG	MULLER RACING	6	21:08.793	+9.519	119.2	5	2:51.893	146.7
9	94 O. FOUILLAT	SMB	6	21:09.142	+9.868	119.2	5	2:51.528	147.0
10	10 J. LAMBERT	BM92	6	21:11.570	+12.296	119.0	6	2:50.138	148.2
11	40 O. DESRAYAUD	AGS EVENTS	6	21:13.266	+13.992	118.8	6	2:51.935	146.6
12	79 L. NAUROY	AGS EVENTS	6	21:20.017	+20.743	118.2	6	2:51.839	146.7
13	110 B. CASADIO TASTU / R. WALLGREN	AGS EVENTS	6	21:20.342	+21.068	118.2	6	2:51.769	146.8
14	32 G. RAYNAUD / J. PALACIN	J2F	6	21:22.460	+23.186	118.0	6	2:54.956	144.1
15	111 M. MAKAROVSKIY	ARCTIC RACING	6	21:24.884	+25.610	117.7	6	2:57.469	142.1
16	64 G. BARBOSA FERREIRA / F. BOERI	MULLER RACING	6	21:25.183	+25.909	117.7	6	2:57.112	142.4
17	5 A. MAYOROV	VIP CHALLENGE	6	21:25.385	+26.111	117.7	5	2:53.514	145.3
18	71 C. GILTAIRE	SKR	6	21:26.351	+27.077	117.6	5	2:55.579	143.6
19	133 S. SERENZHENKOV	ARCTIC RACING	6	21:32.831	+33.557	117.0	6	2:53.676	145.2
20	12 A. CARRISI / J. PAPAUX	CARDECO RACING	6	21:34.265	+34.991	116.9	6	2:59.311	140.6
21	28 A. FISCHER / P. LHOSTE	VIP CHALLENGE	6	21:37.007	+37.733	116.6	6	2:58.708	141.1
22	55 H. MARTINET / F. PEYRI	MARTINET RACING	6	21:37.979	+38.705	116.6	6	2:58.776	141.0
23	53 J. PLEUVRY	MULLER RACING	6	21:41.933	+42.659	116.2	6	2:59.951	140.1
24	54 P. DURST / C. DURST	NO LIMIT	6	21:47.356	+48.082	115.7	6	3:02.406	138.2
25	21 F. HERBERT / C. SAGNE	AGS EVENTS	6	21:47.954	+48.680	115.7	6	3:01.851	138.7
26	177 I. MURAVLEV	ARCTIC RACING	6	21:48.491	+49.217	115.6	6	3:00.508	139.7
27	166 S. YAROVYOY	ARCTIC RACING	6	21:49.967	+50.693	115.5	5	3:02.466	138.2
28	90 H. TERRIER / E. HERR	NO LIMIT	4	15:48.748	2 Laps	106.3	2	3:24.795	123.1
Not classified:									
61	J. GRENIER / J. BRU	BM92						0.0	
117	S. EGOROV	ARCTIC RACING			6 Laps			0.0	
Not started									
41	A. ROGER	VIP CHALLENGE						0.0	
ST									
1	7 R. SERVOL	CAP LIBERTE	6	20:11.753		124.8	6	2:32.900	164.9
2	92 R. BASSO	BM92	6	20:12.292	+0.539	124.8	6	2:33.112	164.7
3	11 G. RAYMONDIS	ACOM	6	20:16.172	+4.419	124.4	6	2:34.362	163.3
4	2 O. PERNAUT / J. LANCTUIT	VIP CHALLENGE	6	20:19.310	+7.557	124.1	6	2:35.556	162.1
5	4 C. BOTTEMANNE / S. BOTTEMANNE	NO LIMIT	6	20:19.540	+7.787	124.1	6	2:35.234	162.4
6	3 J. DAYRAUT	ARCTIC RACING	6	20:21.593	+9.840	123.8	5	2:33.305	164.5
7	89 D. DUMAINE / N. GOMAR	AGS EVENTS	6	20:22.436	+10.683	123.8	6	2:36.072	161.6
8	77 B. LAGIER	NO LIMIT	6	20:24.701	+12.948	123.5	6	2:35.250	162.4
9	101 R. WALLGREN / B. CASADIO TASTU	AGS EVENTS	6	20:25.462	+13.709	123.5	6	2:37.180	160.4
10	23 L. RICHARD	BM92	6	20:25.871	+14.118	123.4	6	2:36.449	161.2
11	1 D. MAXIM	VIP CHALLENGE	6	20:32.173	+20.420	122.8	6	2:38.492	159.1
12	30 G. DRIOT / S. WARSON	CLASSIC & MODERN RACING	6	20:33.168	+21.415	122.7	6	2:38.860	158.7
13	19 A. BORDAS	BORDAS	6	20:38.524	+26.771	122.1	6	2:40.303	157.3
14	46 S. BAILLY / G. DE NARDA	NO LIMIT	6	20:53.014	+41.261	120.7	5	2:47.406	150.6
15	6 P. LHOSTE / C. GOUMAZ	MULLER RACING	6	20:56.729	+44.976	120.4	6	2:46.402	151.5
16	56 J. EMERIC	JB EMERIC	6	21:14.671	+102.918	118.7	6	2:35.618	162.0

30 SECONDS PENALTY FOR CAR N° 56 DUE TO OVERTAKING DURING SAFETY CAR.


Published at:

Track Status:

DRY

Race Director:


Timekeeper:



MITJET SERIES
SPA EURO RACE 2014
RACE 3

Lap Chart


		LAP						
Nr	Pos	Pos	1	2	3	4	5	6
3	1	3	3	3	3	3	3	7
7	2	7	7	7	7	7	7	92
92	3	92	92	92	92	92	92	11
4	4	4	11	11	11	11	11	2
11	5	11	2	2	2	2	2	4
2	6	2	4	4	4	4	4	3
23	7	23	89	89	89	89	89	89
89	8	89	101	101	101	101	101	77
1	9	1	1	23	23	23	23	101
101	10	101	23	1	1	1	77	23
30	11	30	77	77	77	77	1	1
19	12	19	30	30	30	30	30	30
6	13	6	19	19	19	19	19	19
46	14	46	46	46	46	46	46	56
77	15	77	6	6	6	6	56	46
56	16	56	13	13	13	13	6	6
13	17	13	100	100	100	100	13	13
94	18	94	197	197	197	197	197	78
100	19	100	8	8	8	8	78	100
197	20	197	9	78	78	78	100	197
10	21	10	97	9	9	9	8	8
97	22	97	78	97	97	97	9	9
8	23	8	94	94	94	94	97	68
68	24	68	68	68	68	68	94	97
78	25	78	10	40	40	40	68	94
9	26	9	40	10	10	56	40	10
40	27	40	111	56	56	10	10	40
32	28	32	71	111	111	111	111	79
110	29	110	64	64	64	64	32	110
71	30	71	56	71	71	32	64	32
111	31	111	32	32	32	71	79	111
64	32	64	55	55	55	110	71	64
90	33	90	12	12	12	79	110	5
55	34	55	110	79	79	12	5	71
12	35	12	90	110	110	5	12	133
28	36	28	28	5	5	28	28	12
53	37	53	5	90	90	55	133	28
117	38	117	79	28	28	53	55	55
21	39	21	53	53	53	21	53	53
166	40	166	21	21	21	54	54	54
54	41	54	54	54	54	133	21	21
177	42	177	133	133	133	166	166	177
133	43	133	166	166	166	177	177	166
41	44	41	177	177	177	90		
5	45	5						
61	46	61						
79	47	79						



MITJET SERIES
SPA EURO RACE 2014
RACE 3

Best Sector Times


SECTOR 1			SECTOR 2			SECTOR 3			Pos	Team	Cl	Ideal Lap	Best Lap
Pos	Driver	Time	Driver	Time	Driver	Time	Pos	Team					
1	92 R.BASSO	44.323	3 J.DAYRAUT	1:08.453	92 R.BASSO	39.199	1	7 CAP LIBERTE	ST	2'32.793	2:32.900	(1)	
2	7 R.SERVOL	44.551	7 R.SERVOL	1:08.932	7 R.SERVOL	39.310	2	92 BM92	ST	2'32.868	2:33.112	(2)	
3	3 J.DAYRAUT	44.676	92 R.BASSO	1:09.346	77 B.LAGIER	39.552	3	3 ARCTIC RACING	ST	2'33.011	2:33.305	(3)	
4	4 C.BOTTEMANNE	44.848	11 G.RAYMONDIS	1:09.717	11 G.RAYMONDIS	39.605	4	11 ACOM	ST	2'34.308	2:34.362	(4)	
5	56 J.EMERIC	44.931	4 C.BOTTEMANNE	1:09.976	3 J.DAYRAUT	39.882	5	4 NO LIMIT	ST	2'34.887	2:35.234	(5)	
6	11 G.RAYMONDIS	44.986	2 O.PERNAUT	1:10.176	56 J.EMERIC	39.898	6	77 NO LIMIT	ST	2'35.156	2:35.250	(6)	
7	2 O.PERNAUT	45.044	77 B.LAGIER	1:10.264	4 C.BOTTEMANNE	40.063	7	2 VIP CHALLENGE	ST	2'35.556	2:35.556	(7)	
8	89 D.DUMAINE	45.054	23 L.RICHARD	1:10.447	89 D.DUMAINE	40.127	8	56 JB EMERIC	ST	2'35.618	2:35.618	(8)	
9	77 B.LAGIER	45.340	101 R.WALLGREN	1:10.658	23 L.RICHARD	40.304	9	89 AGS EVENTS	ST	2'36.072	2:36.072	(9)	
10	30 S.WARSON	45.395	56 J.EMERIC	1:10.789	2 O.PERNAUT	40.336	10	23 BM92	ST	2'36.371	2:36.449	(10)	
11	23 L.RICHARD	45.620	89 D.DUMAINE	1:10.891	101 R.WALLGREN	40.552	11	101 AGS EVENTS	ST	2'37.095	2:37.180	(11)	
12	101 R.WALLGREN	45.885	30 S.WARSON	1:11.680	1 D.MAXIM	40.632	12	30 CLASSIC & MODERN RACING	ST	2'37.997	2:38.860	(13)	
13	1 D.MAXIM	45.888	1 D.MAXIM	1:11.972	30 S.WARSON	40.922	13	1 VIP CHALLENGE	ST	2'38.492	2:38.492	(12)	
14	19 A.BORDAS	46.464	19 A.BORDAS	1:12.772	19 A.BORDAS	41.067	14	19 BORDAS	ST	2'40.303	2:40.303	(14)	
15	46 S.BAILLY	47.408	13 R.RICCI	1:15.648	6 P.LHOSTE	42.581	15	6 MULLER RACING	ST	2'46.402	2:46.402	(15)	
16	6 P.LHOSTE	47.614	9 N.GOMAR	1:15.920	78 S.GEORGE	43.112	16	46 NO LIMIT	ST	2'47.319	2:47.406	(16)	
17	78 S.GEORGE	48.335	78 S.GEORGE	1:15.990	110 B.CASADIO TASTU	43.309	17	78 NO LIMIT	M2L	2'47.437	2:47.896	(17)	
18	100 C.CARRIERE	48.556	6 P.LHOSTE	1:16.207	46 S.BAILLY	43.449	18	13 SKR	M2L	2'48.395	2:48.395	(18)	
19	8 M.DAMIANI	48.881	8 M.DAMIANI	1:16.423	100 C.CARRIERE	43.533	19	100 AGS EVENTS	M2L	2'48.834	2:48.834	(19)	
20	9 N.GOMAR	48.966	46 S.BAILLY	1:16.462	13 R.RICCI	43.591	20	9 AGS EVENTS	M2L	2'48.941	2:48.941	(20)	
21	197 P.JANKAVICIUS	48.968	79 L.NAUROY	1:16.562	10 J.LAMBERT	43.815	21	8 AGS EVENTS	M2L	2'49.645	2:49.645	(21)	
22	68 Y.EHRLACHER	49.021	100 C.CARRIERE	1:16.745	197 P.JANKAVICIUS	44.033	22	197 ARCTIC RACING	M2L	2'49.854	2:50.092	(22)	
23	13 R.RICCI	49.156	10 J.LAMBERT	1:16.768	9 N.GOMAR	44.055	23	10 BM92	M2L	2'50.138	2:50.138	(23)	
24	97 A.JUNG	49.217	197 P.JANKAVICIUS	1:16.853	40 O.DESRAYAUD	44.126	24	68 MULLER RACING	M2L	2'50.562	2:50.843	(24)	
25	94 O.FOUILLAT	49.340	110 B.CASADIO TASTU	1:17.008	32 G.RAYNAUD	44.256	25	97 MULLER RACING	M2L	2'51.010	2:51.893	(28)	
26	40 O.DESRAYAUD	49.529	68 Y.EHRLACHER	1:17.157	8 M.DAMIANI	44.341	26	79 AGS EVENTS	M2L	2'51.049	2:51.839	(27)	
27	10 J.LAMBERT	49.555	97 A.JUNG	1:17.249	68 Y.EHRLACHER	44.384	27	110 AGS EVENTS	M2L	2'51.173	2:51.769	(26)	
28	79 L.NAUROY	49.567	94 O.FOUILLAT	1:17.443	133 S.SERENZHENKOV	44.540	28	94 SMB	M2L	2'51.375	2:51.528	(25)	
29	32 G.RAYNAUD	49.636	5 A.MAYOROV	1:17.973	97 A.JUNG	44.544	29	40 AGS EVENTS	M2L	2'51.935	2:51.935	(29)	
30	5 A.MAYOROV	50.312	40 O.DESRAYAUD	1:18.280	94 O.FOUILLAT	44.592	30	5 VIP CHALLENGE	M2L	2'53.114	2:53.514	(30)	
31	133 S.SERENZHENKOV	50.408	71 C.GILTAIRE	1:18.389	5 A.MAYOROV	44.829	31	32 J2F	M2L	2'53.142	2:54.956	(32)	
32	111 M.MAKAROVSKIY	50.611	133 S.SERENZHENKOV	1:18.728	79 L.NAUROY	44.920	32	133 ARCTIC RACING	M2L	2'53.676	2:53.676	(31)	
33	71 C.GILTAIRE	50.697	64 G.BARBOSA FERREIRA	1:19.213	111 M.MAKAROVSKIY	45.519	33	71 SKR	M2L	2'55.130	2:55.579	(33)	
34	110 B.CASADIO TASTU	50.856	32 G.RAYNAUD	1:19.250	64 G.BARBOSA FERREIRA	45.564	34	64 MULLER RACING	M2L	2'55.687	2:57.112	(34)	
35	64 G.BARBOSA FERREIRA	50.910	12 A.CARRISI	1:20.134	53 J.PLEUVRY	46.019	35	111 ARCTIC RACING	M2L	2'56.401	2:57.469	(35)	
36	28 A.FISCHER	51.257	111 M.MAKAROVSKIY	1:20.271	71 C.GILTAIRE	46.044	36	55 MARTINET RACING	M2L	2'58.637	2:58.776	(37)	
37	177 I.MURAVLEV	51.754	55 H.MARTINET	1:20.318	12 A.CARRISI	46.336	37	28 VIP CHALLENGE	M2L	2'58.708	2:58.708	(36)	
38	55 H.MARTINET	51.801	90 H.TERRIER	1:20.399	28 A.FISCHER	46.365	38	12 CARDECO RACING	M2L	2'58.784	2:59.311	(38)	
39	21 F.HERBERT	52.015	28 A.FISCHER	1:21.086	55 H.MARTINET	46.518	39	53 MULLER RACING	M2L	2'59.951	2:59.951	(39)	
40	166 S.YAROVYOY	52.235	53 J.PLEUVRY	1:21.214	21 F.HERBERT	47.052	40	177 ARCTIC RACING	M2L	3'00.508	3:00.508	(40)	
41	12 A.CARRISI	52.314	61 J.GRENIER	1:21.220	54 P.DURST	47.109	41	54 NO LIMIT	M2L	3'01.535	3:02.406	(42)	
42	54 P.DURST	52.490	177 I.MURAVLEV	1:21.525	177 I.MURAVLEV	47.229	42	21 AGS EVENTS	M2L	3'01.851	3:01.851	(41)	
43	53 J.PLEUVRY	52.718	54 P.DURST	1:21.936	166 S.YAROVYOY	47.300	43	166 ARCTIC RACING	M2L	3'02.410	3:02.466	(43)	
44	90 H.TERRIER	52.752	21 F.HERBERT	1:22.784	90 H.TERRIER	49.634	44	90 NO LIMIT	M2L	3'02.785	3:24.795	(44)	



MITJET SERIES
SPA EURO RACE 2014
RACE 3

Best Sector Times


SECTOR 1			SECTOR 2			SECTOR 3			Pos	Team	Cl	Ideal Lap	Best Lap
Pos	Driver	Time	Driver	Time	Driver	Time	Pos	Team	Cl	Ideal Lap	Best Lap		
1	92 R.BASSO	44.323	3 J.DAYRAUT	1:08.453	92 R.BASSO	39.199	1	7 CAP LIBERTE	ST	2'32.793	2:32.900 (1)		
2	7 R.SERVOL	44.551	7 R.SERVOL	1:08.932	7 R.SERVOL	39.310	2	92 BM92	ST	2'32.868	2:33.112 (2)		
3	3 J.DAYRAUT	44.676	92 R.BASSO	1:09.346	77 B.LAGIER	39.552	3	3 ARCTIC RACING	ST	2'33.011	2:33.305 (3)		
4	4 C.BOTTEMANNE	44.848	11 G.RAYMONDIS	1:09.717	11 G.RAYMONDIS	39.605	4	11 ACOM	ST	2'34.308	2:34.362 (4)		
5	56 J.EMERIC	44.931	4 C.BOTTEMANNE	1:09.976	3 J.DAYRAUT	39.882	5	4 NO LIMIT	ST	2'34.887	2:35.234 (5)		
6	11 G.RAYMONDIS	44.986	2 O.PERNAUT	1:10.176	56 J.EMERIC	39.898	6	77 NO LIMIT	ST	2'35.156	2:35.250 (6)		
7	2 O.PERNAUT	45.044	77 B.LAGIER	1:10.264	4 C.BOTTEMANNE	40.063	7	2 VIP CHALLENGE	ST	2'35.556	2:35.556 (7)		
8	89 D.DUMAINE	45.054	23 L.RICHARD	1:10.447	89 D.DUMAINE	40.127	8	56 JB EMERIC	ST	2'35.618	2:35.618 (8)		
9	77 B.LAGIER	45.340	101 R.WALLGREN	1:10.658	23 L.RICHARD	40.304	9	89 AGS EVENTS	ST	2'36.072	2:36.072 (9)		
10	30 S.WARSON	45.395	56 J.EMERIC	1:10.789	2 O.PERNAUT	40.336	10	23 BM92	ST	2'36.371	2:36.449 (10)		
11	23 L.RICHARD	45.620	89 D.DUMAINE	1:10.891	101 R.WALLGREN	40.552	11	101 AGS EVENTS	ST	2'37.095	2:37.180 (11)		
12	101 R.WALLGREN	45.885	30 S.WARSON	1:11.680	1 D.MAXIM	40.632	12	30 CLASSIC & MODERN RACING	ST	2'37.997	2:38.860 (13)		
13	1 D.MAXIM	45.888	1 D.MAXIM	1:11.972	30 S.WARSON	40.922	13	1 VIP CHALLENGE	ST	2'38.492	2:38.492 (12)		
14	19 A.BORDAS	46.464	19 A.BORDAS	1:12.772	19 A.BORDAS	41.067	14	19 BORDAS	ST	2'40.303	2:40.303 (14)		
15	46 S.BAILLY	47.408	13 R.RICCI	1:15.648	6 P.LHOSTE	42.581	15	6 MULLER RACING	ST	2'46.402	2:46.402 (15)		
16	6 P.LHOSTE	47.614	9 N.GOMAR	1:15.920	78 S.GEORGE	43.112	16	46 NO LIMIT	ST	2'47.319	2:47.406 (16)		
17	78 S.GEORGE	48.335	78 S.GEORGE	1:15.990	110 B.CASADIO TASTU	43.309	17	78 NO LIMIT	M2L	2'47.437	2:47.896 (17)		
18	100 C.CARRIERE	48.556	6 P.LHOSTE	1:16.207	46 S.BAILLY	43.449	18	13 SKR	M2L	2'48.395	2:48.395 (18)		
19	8 M.DAMIANI	48.881	8 M.DAMIANI	1:16.423	100 C.CARRIERE	43.533	19	100 AGS EVENTS	M2L	2'48.834	2:48.834 (19)		
20	9 N.GOMAR	48.966	46 S.BAILLY	1:16.462	13 R.RICCI	43.591	20	9 AGS EVENTS	M2L	2'48.941	2:48.941 (20)		
21	197 P.JANKAVICIUS	48.968	79 L.NAUROY	1:16.562	10 J.LAMBERT	43.815	21	8 AGS EVENTS	M2L	2'49.645	2:49.645 (21)		
22	68 Y.EHRLACHER	49.021	100 C.CARRIERE	1:16.745	197 P.JANKAVICIUS	44.033	22	197 ARCTIC RACING	M2L	2'49.854	2:50.092 (22)		
23	13 R.RICCI	49.156	10 J.LAMBERT	1:16.768	9 N.GOMAR	44.055	23	10 BM92	M2L	2'50.138	2:50.138 (23)		
24	97 A.JUNG	49.217	197 P.JANKAVICIUS	1:16.853	40 O.DESRAYAUD	44.126	24	68 MULLER RACING	M2L	2'50.562	2:50.843 (24)		
25	94 O.FOUILLAT	49.340	110 B.CASADIO TASTU	1:17.008	32 G.RAYNAUD	44.256	25	97 MULLER RACING	M2L	2'51.010	2:51.893 (28)		
26	40 O.DESRAYAUD	49.529	68 Y.EHRLACHER	1:17.157	8 M.DAMIANI	44.341	26	79 AGS EVENTS	M2L	2'51.049	2:51.839 (27)		
27	10 J.LAMBERT	49.555	97 A.JUNG	1:17.249	68 Y.EHRLACHER	44.384	27	110 AGS EVENTS	M2L	2'51.173	2:51.769 (26)		
28	79 L.NAUROY	49.567	94 O.FOUILLAT	1:17.443	133 S.SERENZHENKOV	44.540	28	94 SMB	M2L	2'51.375	2:51.528 (25)		
29	32 G.RAYNAUD	49.636	5 A.MAYOROV	1:17.973	97 A.JUNG	44.544	29	40 AGS EVENTS	M2L	2'51.935	2:51.935 (29)		
30	5 A.MAYOROV	50.312	40 O.DESRAYAUD	1:18.280	94 O.FOUILLAT	44.592	30	5 VIP CHALLENGE	M2L	2'53.114	2:53.514 (30)		
31	133 S.SERENZHENKOV	50.408	71 C.GILTAIRE	1:18.389	5 A.MAYOROV	44.829	31	32 J2F	M2L	2'53.142	2:54.956 (32)		
32	111 M.MAKAROVSKIY	50.611	133 S.SERENZHENKOV	1:18.728	79 L.NAUROY	44.920	32	133 ARCTIC RACING	M2L	2'53.676	2:53.676 (31)		
33	71 C.GILTAIRE	50.697	64 G.BARBOSA FERREIRA	1:19.213	111 M.MAKAROVSKIY	45.519	33	71 SKR	M2L	2'55.130	2:55.579 (33)		
34	110 B.CASADIO TASTU	50.856	32 G.RAYNAUD	1:19.250	64 G.BARBOSA FERREIRA	45.564	34	64 MULLER RACING	M2L	2'55.687	2:57.112 (34)		
35	64 G.BARBOSA FERREIRA	50.910	12 A.CARRISI	1:20.134	53 J.PLEUVRY	46.019	35	111 ARCTIC RACING	M2L	2'56.401	2:57.469 (35)		
36	28 A.FISCHER	51.257	111 M.MAKAROVSKIY	1:20.271	71 C.GILTAIRE	46.044	36	55 MARTINET RACING	M2L	2'58.637	2:58.776 (37)		
37	177 I.MURAVLEV	51.754	55 H.MARTINET	1:20.318	12 A.CARRISI	46.336	37	28 VIP CHALLENGE	M2L	2'58.708	2:58.708 (36)		
38	55 H.MARTINET	51.801	90 H.TERRIER	1:20.399	28 A.FISCHER	46.365	38	12 CARDECO RACING	M2L	2'58.784	2:59.311 (38)		
39	21 F.HERBERT	52.015	28 A.FISCHER	1:21.086	55 H.MARTINET	46.518	39	53 MULLER RACING	M2L	2'59.951	2:59.951 (39)		
40	166 S.YAROVY	52.235	53 J.PLEUVRY	1:21.214	21 F.HERBERT	47.052	40	177 ARCTIC RACING	M2L	3'00.508	3:00.508 (40)		
41	12 A.CARRISI	52.314	61 J.GRENIER	1:21.220	54 P.DURST	47.109	41	54 NO LIMIT	M2L	3'01.535	3:02.406 (42)		
42	54 P.DURST	52.490	177 I.MURAVLEV	1:21.525	177 I.MURAVLEV	47.229	42	21 AGS EVENTS	M2L	3'01.851	3:01.851 (41)		
43	53 J.PLEUVRY	52.718	54 P.DURST	1:21.936	166 S.YAROVY	47.300	43	166 ARCTIC RACING	M2L	3'02.410	3:02.466 (43)		
44	90 H.TERRIER	52.752	21 F.HERBERT	1:22.784	90 H.TERRIER	49.634	44	90 NO LIMIT	M2L	3'02.785	3:24.795 (44)		



MITJET SERIES
SPA EURO RACE 2014
RACE 3

Fastest Lap Sequence

Practice Time	Team	Car	Class	Driver	Time	Kph	Lap
6:00.729	3 ARCTIC RACING		ST	Jean-Philippe DAYRAUT	3:25.698	122.6	2
6:01.857	7 CAP LIBERTE		ST	Rudy SERVOL	3:25.314	122.8	2
6:12.171	77 NO LIMIT		ST	Benjamin LAGIER	3:23.871	123.7	2
6:12.696	30 CLASSIC & MODERN RACING		ST	Steve WARSON	3:23.184	124.1	2
6:14.284	19 BORDAS		ST	Andre BORDAS	3:22.424	124.6	2
6:16.654	6 MULLER RACING		ST	Patrick LHOSTE	3:21.900	124.9	2
6:18.928	197 ARCTIC RACING		M2L	Povilas JANKAVICIUS	3:21.444	125.2	2
6:20.275	78 NO LIMIT		M2L	Stephane GEORGE	3:20.597	125.7	2
6:25.256	56 JB EMERIC		ST	Jean EMERIC	3:17.075	127.9	2
6:41.593	133 ARCTIC RACING		M2L	Stanislav SERENZHENKOV	3:16.891	128.1	2
7:07.585	177 ARCTIC RACING		M2L	Igor MURAVLEV	3:16.342	128.4	2
17:37.907	3 ARCTIC RACING		ST	Jean-Philippe DAYRAUT	2:33.305	164.5	5
20:11.753	7 CAP LIBERTE		ST	Rudy SERVOL	2:32.900	164.9	6




MITJET SERIES
SPA EURO RACE 2014
RACE 3

Analysis by lap

Lapped

Nr	Lap Time	Gap	Nr	Lap Time	Gap	Nr	Lap Time	Gap	Nr	Lap Time	Gap	Nr	Lap Time	Gap
Lap 1														
3	2:35.031		1	3:27.414	10.433	9	4:59.733	22.069	110	4:00.064	30.081	177	3:02.307	1'10.076
7	2:36.543	1.512	77	3:23.871	11.442	97	4:59.958	22.828	79	4:01.538	30.599			
92	2:37.129	2.098	30	3:23.184	11.967	94	5:01.130	25.192	12	4:02.058	30.616	Lap 6		
11	2:37.710	2.679	19	3:22.424	13.555	68	5:01.260	26.214	5	4:00.391	30.844	7	2:32.900	
2	2:38.600	3.569	46	3:22.992	14.538	40	5:01.743	27.264	28	4:01.124	33.861	92	2:33.112	0.539
4	2:39.390	4.359	6	3:21.900	15.925	10	5:01.671	27.815	55	4:06.892	34.786	11	2:34.362	4.419
89	2:41.842	6.811	13	3:22.020	17.021	56	5:02.290	28.899	53	4:00.881	35.995	2	2:35.556	7.557
101	2:42.641	7.610	100	3:22.630	17.806	111	5:02.416	30.162	21	4:01.966	37.670	4	2:35.234	7.787
1	2:43.748	8.717	197	3:21.444	18.199	64	5:00.415	31.015	54	4:01.593	37.902	3	2:43.686	9.840
23	2:43.935	8.904	8	3:21.729	18.828	71	5:00.530	32.210	133	4:01.215	37.961	89	2:36.072	10.683
77	2:48.300	13.269	78	3:20.597	19.546	32	5:00.766	33.259	166	4:02.609	40.365	77	2:35.250	12.948
30	2:49.512	14.481	9	3:22.076	20.254	55	5:00.550	33.849	177	4:01.770	41.074	101	2:37.180	13.709
19	2:51.860	16.829	77	3:22.031	20.788	12	5:00.599	34.513	90	4:12.767	44.146	23	2:36.449	14.118
46	2:52.275	17.244	94	3:22.618	21.980	79	5:00.511	35.016	Lap 5			1	2:38.492	20.420
6	2:54.754	19.723	68	3:23.208	22.872	110	5:00.611	35.972	3	2:33.305		30	2:38.860	21.415
13	2:55.730	20.699	40	3:23.162	23.439	5	5:00.357	36.408	7	2:33.635	0.946	19	2:40.303	26.771
100	2:55.905	20.874	10	3:24.098	24.062	90	5:00.670	37.334	92	2:33.525	1.273	56	2:35.618	32.918
197	2:57.484	22.453	56	3:17.075	24.527	28	5:00.960	38.692	11	2:35.347	3.903	46	2:48.146	41.261
8	2:57.828	22.797	111	3:20.287	25.664	53	5:00.553	41.069	2	2:36.550	5.847	6	2:46.402	44.976
9	2:58.907	23.876	64	3:21.867	28.518	21	5:00.129	41.659	4	2:35.627	6.399	13	2:48.395	47.521
97	2:59.486	24.455	71	3:23.193	29.598	54	5:00.388	42.264	89	2:37.059	8.457	78	2:47.896	48.793
78	2:59.678	24.647	32	3:22.077	30.411	133	4:59.755	42.701	101	2:38.077	10.375	100	2:48.834	50.396
94	3:00.091	25.060	55	3:22.393	31.217	166	4:58.704	43.711	23	2:37.525	11.515	197	2:50.092	50.669
68	3:00.393	25.362	12	3:22.801	31.832	177	4:36.321	45.259	77	2:35.934	11.544	8	2:49.645	51.463
10	3:00.693	25.662	79	3:19.990	32.423	Lap 4			1	2:40.341	15.774	9	2:48.941	51.507
40	3:01.006	25.975	110	3:23.735	33.279	3	4:05.955		30	2:39.034	16.401	68	2:51.162	56.512
111	3:06.106	31.075	5	3:21.834	33.969	7	4:05.249	0.616	19	2:41.299	20.314	97	2:52.330	57.040
71	3:07.134	32.103	90	3:24.795	34.582	92	4:04.306	1.053	46	2:47.406	26.961	94	2:52.349	57.389
64	3:07.380	32.349	28	3:25.117	35.650	11	4:03.398	1.861	56	2:41.247	31.146	10	2:50.138	59.817
56	3:08.181	33.150	53	3:21.373	38.434	2	4:03.415	2.602	6	2:51.349	32.420	40	2:51.935	1'01.513
32	3:09.063	34.032	21	3:21.490	39.448	4	4:03.547	4.077	13	2:50.858	32.972	79	2:51.839	1'08.264
55	3:09.553	34.522	54	3:20.508	39.794	89	4:02.336	4.703	197	2:51.214	34.423	110	2:51.769	1'08.589
12	3:09.760	34.729	133	3:16.891	40.864	101	4:02.482	5.603	78	2:50.109	34.743	32	2:54.956	1'10.707
110	3:10.273	35.242	166	3:18.100	42.925	23	4:03.689	7.295	100	2:53.046	35.408	111	2:57.469	1'13.131
90	3:10.516	35.485	177	3:16.342	1'06.856	1	4:03.599	8.738	8	2:51.693	35.664	64	2:57.112	1'13.430
28	3:11.262	36.231	Lap 3			77	4:03.064	8.915	9	2:50.995	36.412	5	2:56.425	1'13.632
5	3:12.864	37.833	3	4:57.918		30	4:04.383	10.672	97	2:51.893	38.556	71	2:57.975	1'14.598
79	3:13.162	38.131	7	4:58.112	1.322	19	4:05.151	12.320	94	2:51.528	38.886	133	2:53.676	1'21.078
53	3:17.790	42.759	92	4:58.535	2.702	46	4:04.611	12.860	68	2:50.843	39.196	12	2:59.311	1'22.512
21	3:18.687	43.656	11	4:59.444	4.418	6	4:03.666	14.376	40	2:53.645	43.424	28	2:58.708	1'25.254
54	3:20.015	44.984	2	4:58.959	5.142	13	4:03.663	15.419	10	2:53.464	43.525	55	2:58.776	1'26.226
133	3:24.702	49.671	4	4:59.512	6.485	100	4:03.021	15.667	111	2:57.927	49.508	53	2:59.951	1'30.180
166	3:25.554	50.523	89	4:59.301	8.322	197	4:03.064	16.514	32	2:55.790	49.597	54	3:02.406	1'35.603
177	3:51.243	1'16.212	101	4:58.751	9.076	8	4:02.868	17.276	64	2:57.906	50.164	21	3:01.851	1'36.201
Lap 2			23	4:57.867	9.561	78	4:02.628	17.939	79	2:52.977	50.271	177	3:00.508	1'36.738
3	3:25.698		1	4:58.579	11.094	9	4:02.608	18.722	71	2:55.579	50.469	166	3:02.534	1'38.214
7	3:25.314	1.128	77	4:58.282	11.806	97	4:03.095	19.968	110	2:53.890	50.666			
92	3:25.685	2.085	30	4:58.195	12.244	94	4:01.426	20.663	5	2:53.514	51.053			
11	3:25.911	2.892	19	4:57.487	13.124	68	4:01.399	21.658	12	2:59.736	57.047			
2	3:26.230	4.101	46	4:57.584	14.204	40	4:01.775	23.084	28	2:59.836	1'00.392			
4	3:26.230	4.891	6	4:58.658	16.665	56	4:00.260	23.204	133	2:56.592	1'01.248			
89	3:25.826	6.939	13	4:58.608	17.711	10	4:01.506	23.366	55	2:59.815	1'01.296			
101	3:26.331	8.243	100	4:58.713	18.601	111	4:00.679	24.886	53	3:01.385	1'04.075			
23	3:26.406	9.612	197	4:59.124	19.405	64	4:00.503	25.563	54	3:02.446	1'07.043			
			8	4:59.453	20.363	32	3:59.808	27.112	21	3:03.831	1'08.196			
			78	4:59.638	21.266	71	4:01.940	28.195	166	3:02.466	1'09.526			




MITJET SERIES SPA EURO RACE 2014 RACE 3

Analysis

■ Personal Best
 ■ Session Best
 ■ Crossing the finish line in pit lane

Lap	D	Time	Sector 1	Sector 2	Sector 3	Kph	Elapsed	Lap	D	Time	Sector 1	Sector 2	Sector 3	Kph	Elapsed		
1		VIP CHALLENGE 1. Dmitrienko MAXIM															
1	1	2:43.748	48.640	1:12.387	42.721	154.0	2:43.748										
2	1	3:27.414	46.803	1:18.218	1:22.393	121.6	6:11.162										
3	1	4:58.579	1:30.459	1:53.677	1:34.443	84.4	11:09.741										
4	1	4:03.599	1:21.498	1:41.151	1:00.950	103.5	15:13.340										
5	1	2:40.341	46.682	1:12.206	41.453	157.3	17:53.681										
6	1	2:38.492	45.888	1:11.972	40.632	159.1	20:32.173										
2		VIP CHALLENGE 1. Olivier PERNAUT 2. Jean-Noel LANCTUIT															
1	1	2:38.600	47.197	1:10.642	40.761	159.0	2:38.600										
2	1	3:26.230	45.231	1:20.808	1:20.191	122.3	6:04.830										
3	1	4:58.959	1:30.468	1:55.546	1:32.945	84.3	11:03.789										
4	1	4:03.415	1:19.821	1:44.281	59.313	103.6	15:07.204										
5	1	2:36.550	45.646	1:10.430	40.474	161.1	17:43.754										
6	1	2:35.556	45.044	1:10.176	40.336	162.1	20:19.310										
3		ARCTIC RACING 1. Jean-Philippe DAYRAUT															
1	1	2:35.031	45.379	1:09.268	40.384	162.6	2:35.031										
2	1	3:25.698	45.187	1:21.394	1:19.117	122.6	6:00.729										
3	1	4:57.918	1:25.004	2:01.768	1:31.146	84.6	10:58.647										
4	1	4:05.955	1:17.830	1:47.645	1:00.480	102.5	15:04.602										
5	1	2:33.305	44.970	1:08.453	39.882	164.5	17:37.907										
6	1	2:43.686	44.676	1:08.476	50.534	154.0	20:21.593										
4		NO LIMIT 1. Christian BOTTEMANNE 2. Sacha BOTTEMANNE															
1	1	2:39.390	47.557	1:11.076	40.757	158.2	2:39.390										
2	1	3:26.230	45.453	1:20.177	1:20.600	122.3	6:05.620										
3	1	4:59.512	1:30.561	1:55.462	1:33.489	84.2	11:05.132										
4	1	4:03.547	1:19.414	1:43.869	1:00.264	103.5	15:08.679										
5	1	2:35.627	45.112	1:09.976	40.539	162.0	17:44.306										
6	1	2:35.234	44.848	1:10.323	40.063	162.4	20:19.540										
5		VIP CHALLENGE 1. Alexey MAYOROV															
1	1	3:12.864	1:04.068	1:22.372	46.424	130.7	3:12.864										
2	1	3:21.834	50.312	1:28.409	1:03.113	124.9	6:34.698										
3	1	5:00.357	1:39.665	1:49.234	1:31.458	83.9	11:35.055										
4	1	4:00.391	1:30.304	1:31.486	58.601	104.9	15:35.446										
5	1	2:53.514	50.712	1:17.973	44.829	145.3	18:28.960										
6	1	2:56.425	51.666	1:19.125	45.634	142.9	21:25.385										
6		MULLER RACING 1. Patrick LHOSTE 2. Cedric GOUMAZ															
1	1	2:54.754	52.809	1:17.234	44.711	144.3	2:54.754										
2	1	3:21.900	49.091	1:20.396	1:12.413	124.9	6:16.654										
3	1	4:58.658	1:29.756	1:54.318	1:34.584	84.4	11:15.312										
4	1	4:03.666	1:23.640	1:38.119	1:01.907	103.5	15:18.978										
5	1	2:51.349	48.836	1:17.942	44.571	147.2	18:10.327										
6	1	2:46.402	47.614	1:16.207	42.581	151.5	20:56.729										
7		CAP LIBERTE 1. Rudy SERVOL															
1	1	2:36.543	45.624	1:10.185	40.734	161.1	2:36.543										
2	1	3:25.314	45.143	1:20.644	1:19.527	122.8	6:01.857										
3	1	4:58.112	1:29.701	1:56.723	1:31.688	84.6	10:59.969										
4	1	4:05.249	1:20.466	1:44.873	59.910	102.8	15:05.218										
5	1	2:33.635	44.551	1:09.253	39.831	164.1	17:38.853										
6	1	2:32.900	44.658	1:08.932	39.310	164.9	20:11.753										
8		AGS EVENTS 1. Manu DAMIANI															
1	1	2:57.828	54.653	1:18.191	44.984	141.8	2:57.828										
2	1	3:21.729	49.670	1:25.807	1:06.252	125.0	6:19.557										
3	1	4:59.453	1:32.111	1:52.727	1:34.615	84.2	11:19.010										
4	1	4:02.868	1:25.830	1:35.138	1:01.900	103.8	15:21.878										
5	1	2:51.693	49.027	1:17.626	45.040	146.9	18:13.571										
6	1	2:49.645	48.881	1:16.423	44.341	148.6	21:03.216										
9		AGS EVENTS 1. Nicolas GOMAR 2. Stephane BARBUSSE															
1	1	2:58.907	55.052	1:18.735	45.120	140.9	2:58.907										
2	1	3:22.076	50.241	1:25.096	1:06.739	124.8	6:20.983										
3	1	4:59.733	1:32.528	1:52.983	1:34.222	84.1	11:20.716										
4	1	4:02.608	1:26.074	1:34.340	1:02.194	103.9	15:23.324										
5	1	2:50.995	49.606	1:16.982	44.407	147.5	18:14.319										
6	1	2:48.941	48.966	1:15.920	44.055	149.2	21:03.260										
10		BM92 1. Julien LAMBERT															
1	1	3:00.693	55.812	1:19.216	45.665	139.5	3:00.693										
2	1	3:24.098	50.888	1:26.408	1:06.802	123.5	6:24.791										
3	1	5:01.671	1:34.137	1:52.160	1:35.374	83.6	11:26.462										
4	1	4:01.506	1:24.908	1:34.419	1:02.179	104.4	15:27.968										
5	1	2:53.464	49.964	1:18.348	45.152	145.4	18:21.432										
6	1	2:50.138	49.555	1:16.768	43.815	148.2	21:11.570										
11		ACOM 1. Gregor RAYMONDIS															
1	1	2:37.710	46.280	1:10.622	40.808	159.9	2:37.710										
2	1	3:25.911	45.085	1:20.721	1:20.105	122.5	6:03.621										
3	1	4:59.444	1:30.182	1:56.257	1:33.005	84.2	11:03.065										
4	1	4:03.398	1:19.398	1:44.532	59.468	103.6	15:06.463										
5	1	2:35.347	45.413	1:09.717	40.217	162.3	17:41.810										
6	1	2:34.362	44.986	1:09.771	39.605	163.3	20:16.172										
12		CARDECO RACING 1. Antonio CARRISI 2. Jean PAPAUX															
1	1	3:09.760	1:00.538	1:21.010	48.212	132.9	3:09.760										
2	1	3:22.801	52.314	1:27.520	1:02.967	124.3	6:32.561										
3	1	5:00.599	1:39.019	1:49.388	1:32.192	83.9	11:33.160										
4	1	4:02.058	1:28.759	1:33.490	59.809	104.2	15:35.218										
5	1	2:59.736	48.836	1:20.469	46.336	140.3	18:34.954										
6	1	2:59.311	52.333	1:20.134	46.844	140.6	21:34.265										




MITJET SERIES SPA EURO RACE 2014 RACE 3

Analysis

■ Personal Best
 ■ Session Best
 ■ Crossing the finish line in pit lane

Lap	D	Time	Sector 1	Sector 2	Sector 3	Kph	Elapsed	Lap	D	Time	Sector 1	Sector 2	Sector 3	Kph	Elapsed
13		SKR 1. Romano RICCI					M2L	32		J2F 1. Guillaume RAYNAUD 2. Juliette PALACIN					M2L
1	1	2:55.730	53.837	1:16.907	44.986	143.5	2:55.730	1	1	3:09.063	57.329	1:22.567	49.167	133.4	3:09.063
2	1	3:22.020	49.990	1:26.344	1:05.686	124.8	6:17.750	2	1	3:22.077	50.936	1:27.907	1:03.234	124.8	6:31.140
3	1	4:58.608	1:30.000	1:54.877	1:33.731	84.4	11:16.358	3	1	5:00.766	1:38.005	1:50.256	1:32.505	83.8	11:31.906
4	1	4:03.663	1:23.705	1:38.089	1:01.869	103.5	15:20.021	4	1	3:59.808	1:27.509	1:34.625	57.674	105.1	15:31.714
5	1	2:50.858	49.734	1:16.673	44.451	147.6	18:10.879	5	1	2:55.790	49.636	1:19.812	46.342	143.4	18:27.504
6	1	2:48.395	49.156	1:15.648	43.591	149.7	20:59.274	6	1	2:54.956	51.450	1:19.250	44.256	144.1	21:22.460
19		BORDAS 1. Andre BORDAS					ST	40		AGS EVENTS 1. Olivier DESRAYAUD					M2L
1	1	2:51.860	51.017	1:16.275	44.568	146.7	2:51.860	1	1	3:01.006	56.105	1:19.533	45.368	139.3	3:01.006
2	1	3:22.424	46.691	1:21.209	1:14.524	124.6	6:14.284	2	1	3:23.162	49.615	1:26.412	1:07.135	124.1	6:24.168
3	1	4:57.487	1:29.935	1:53.210	1:34.342	84.8	11:11.771	3	1	5:01.743	1:33.807	1:52.706	1:35.230	83.6	11:25.911
4	1	4:05.151	1:22.017	1:41.176	1:01.958	102.9	15:16.922	4	1	4:01.775	1:24.843	1:34.700	1:02.232	104.3	15:27.686
5	1	2:41.299	46.481	1:13.065	41.753	156.3	17:58.221	5	1	2:53.645	50.051	1:18.422	45.172	145.2	18:21.331
6	1	2:40.303	46.464	1:12.772	41.067	157.3	20:38.524	6	1	2:51.935	49.529	1:18.280	44.126	146.6	21:13.266
21		AGS EVENTS 1. Frederic HERBERT 2. Christophe SAGNE					M2L	46		NO LIMIT 1. Stephane BAILLY 2. Geoffrey DE NARDA					ST
1	1	3:18.687	1:03.855	1:25.348	49.484	126.9	3:18.687	1	1	2:52.275	49.985	1:16.751	45.539	146.4	2:52.275
2	1	3:21.490	54.145	1:29.397	57.948	125.1	6:40.177	2	1	3:22.992	47.575	1:20.912	1:14.505	124.2	6:15.267
3	1	5:00.129	1:41.922	1:47.436	1:30.771	84.0	11:40.306	3	1	4:57.584	1:29.658	1:53.285	1:34.641	84.7	11:12.851
4	1	4:01.966	1:30.032	1:34.571	57.363	104.2	15:42.272	4	1	4:04.611	1:22.261	1:40.306	1:02.044	103.1	15:17.462
5	1	3:03.831	53.387	1:23.300	47.144	137.2	18:46.103	5	1	2:47.406	47.408	1:16.462	43.536	150.6	18:04.868
6	1	3:01.851	52.015	1:22.784	47.052	138.7	21:47.954	6	1	2:48.146	47.883	1:16.814	43.449	150.0	20:53.014
23		BM92 1. Laurent RICHARD					ST	53		MULLER RACING 1. Jean PLEUVRY					M2L
1	1	2:43.935	48.596	1:12.714	42.625	153.8	2:43.935	1	1	3:17.790	1:03.598	1:24.204	49.988	127.5	3:17.790
2	1	3:26.406	46.669	1:17.475	1:22.262	122.2	6:10.341	2	1	3:21.373	54.277	1:28.505	58.591	125.2	6:39.163
3	1	4:57.867	1:30.187	1:54.128	1:33.552	84.6	11:08.208	3	1	5:00.553	1:40.159	1:49.102	1:31.292	83.9	11:39.716
4	1	4:03.689	1:21.654	1:41.784	1:00.251	103.5	15:11.897	4	1	4:00.881	1:29.310	1:32.358	59.213	104.7	15:40.597
5	1	2:37.525	46.360	1:10.447	40.718	160.1	17:49.422	5	1	3:01.385	52.784	1:21.801	46.800	139.0	18:41.982
6	1	2:36.449	45.620	1:10.525	40.304	161.2	20:25.871	6	1	2:59.951	52.718	1:21.214	46.019	140.1	21:41.933
28		VIP CHALLENGE 1. Axel FISCHER 2. Patrick LHOSTE					M2L	54		NO LIMIT 1. Philippe DURST 2. Charles DURST					M2L
1	1	3:11.262	1:01.168	1:21.688	48.406	131.8	3:11.262	1	1	3:20.015	1:04.377	1:25.073	50.565	126.1	3:20.015
2	1	3:25.117	52.169	1:29.736	1:03.212	122.9	6:36.379	2	1	3:20.508	53.365	1:29.245	57.898	125.8	6:40.523
3	1	5:00.960	1:41.099	1:47.864	1:31.997	83.8	11:37.339	3	1	5:00.388	1:42.840	1:46.618	1:30.930	83.9	11:40.911
4	1	4:01.124	1:29.292	1:31.826	1:00.006	104.6	15:38.463	4	1	4:01.593	1:30.897	1:33.471	57.225	104.4	15:42.504
5	1	2:59.836	51.619	1:21.569	46.648	140.2	18:38.299	5	1	3:02.446	53.328	1:21.936	47.182	138.2	18:44.950
6	1	2:58.708	51.257	1:21.086	46.365	141.1	21:37.007	6	1	3:02.406	52.490	1:22.807	47.109	138.2	21:47.356
30		CLASSIC & MODERN RACING 1. Gregory DRIOT 2. Steve WARSON					ST	55		MARTINET RACING 1. Hugo MARTINET 2. Franck PEYRI					M2L
1	2	2:49.512	50.668	1:16.100	42.744	148.7	2:49.512	1	1	3:09.553	59.838	1:20.845	48.870	133.0	3:09.553
2	2	3:23.184	46.678	1:13.792	1:22.714	124.1	6:12.696	2	1	3:22.393	51.899	1:27.808	1:02.686	124.6	6:31.946
3	2	4:58.195	1:30.501	1:53.486	1:34.208	84.6	11:10.891	3	1	5:00.550	1:38.469	1:49.864	1:32.217	83.9	11:32.496
4	2	4:04.383	1:22.172	1:41.188	1:01.023	103.2	15:15.274	4	1	4:06.892	1:28.531	1:34.015	1:04.346	102.1	15:39.388
5	2	2:39.034	45.769	1:11.680	41.585	158.5	17:54.308	5	1	2:59.815	52.430	1:20.318	47.067	140.2	18:39.203
6	2	2:38.860	45.395	1:12.543	40.922	158.7	20:33.168	6	1	2:58.776	51.801	1:20.457	46.518	141.0	21:37.979




MITJET SERIES SPA EURO RACE 2014 RACE 3

Analysis

■ Personal Best
 ■ Session Best
 ■ B Crossing the finish line in pit lane

Lap	D	Time	Sector 1	Sector 2	Sector 3	Kph	Elapsed	Lap	D	Time	Sector 1	Sector 2	Sector 3	Kph	Elapsed	
56		JB EMERIC 1. Jean EMERIC					ST	79		AGS EVENTS 1. Lauris NAUROY					M2L	
1	1	3:08.181	1:03.927	1:18.335	45.919	134.0	3:08.181	1	1	3:13.162	1:04.612	1:22.589	45.961	130.5	3:13.162	
2	1	3:17.075	47.671	1:22.905	1:06.499	127.9	6:25.256	2	1	3:19.990	49.567	1:27.289	1:03.134	126.1	6:33.152	
3	1	5:02.290	1:35.272	1:51.068	1:35.950	83.4	11:27.546	3	1	5:00.511	1:39.342	1:48.831	1:32.338	83.9	11:33.663	
4	1	4:00.260	1:24.987	1:33.753	1:01.520	104.9	15:27.806	4	1	4:01.538	1:28.884	1:33.233	59.421	104.4	15:35.201	
5	1	2:41.247	45.595	1:13.896	41.756	156.4	18:09.053	5	1	2:52.977	50.381	1:16.639	45.957	145.8	18:28.178	
6	1	2:35.618	44.931	1:10.789	39.898	162.0	20:44.671	6	1	2:51.839	50.357	1:16.562	44.920	146.7	21:20.017	
64		MULLER RACING 1. Georges BARBOSA FERREIRA 2. Fabien BOERI					M2L	89		AGS EVENTS 1. Didier DUMAINE 2. Nicolas GOMAR					ST	
1	1	3:07.380	58.502	1:20.751	48.127	134.6	3:07.380	1	1	2:41.842	47.527	1:12.565	41.750	155.8	2:41.842	
2	1	3:21.867	51.116	1:26.689	1:04.062	124.9	6:29.247	2	1	3:25.826	45.717	1:18.897	1:21.212	122.5	6:07.668	
3	1	5:00.415	1:36.716	1:48.871	1:34.828	83.9	11:29.662	3	1	4:59.301	1:30.624	1:55.174	1:33.503	84.2	11:06.969	
4	1	4:00.503	1:26.344	1:33.978	1:00.181	104.8	15:30.165	4	1	4:02.336	1:19.569	1:43.760	59.007	104.0	15:09.305	
5	1	2:57.906	50.910	1:20.359	46.637	141.7	18:28.071	5	1	2:37.059	45.261	1:11.339	40.459	160.5	17:46.364	
6	1	2:57.112	52.335	1:19.213	45.564	142.4	21:25.183	6	1	2:36.072	45.054	1:10.891	40.127	161.6	20:22.436	
68		MULLER RACING 1. Yann EHLACHER					M2L	90		NO LIMIT 1. Hubert TERRIER 2. Eric HERR					M2L	
1	1	3:00.393	55.881	1:18.981	45.531	139.8	3:00.393	1	1	3:10.516	1:00.483	1:20.399	49.634	132.3	3:10.516	
2	1	3:23.208	50.327	1:25.795	1:07.086	124.1	6:23.601	2	1	3:24.795	52.752	1:28.738	1:03.305	123.1	6:35.311	
3	1	5:01.260	1:33.100	1:52.418	1:35.742	83.7	11:24.861	3	1	5:00.670	1:40.242	1:48.390	1:32.038	83.9	11:35.981	
4	1	4:01.399	1:25.118	1:33.468	1:02.813	104.5	15:26.260	4	1	4:12.767	B	1:29.864	1:31.541	1:11.362	99.8	15:48.748
5	1	2:50.843	49.207	1:17.252	44.384	147.6	18:17.103	5	1	2:33.525	44.649	1:09.346	39.530	164.2	17:39.180	
6	1	2:51.162	49.021	1:17.157	44.984	147.3	21:08.265	6	1	2:33.112	44.323	1:09.590	39.199	164.7	20:12.292	
71		SKR 1. Christophe GILTAIRE					M2L	92		BM92 1. Ronald BASSO					ST	
1	1	3:07.134	57.863	1:21.071	48.200	134.7	3:07.134	1	1	2:37.129	45.920	1:10.612	40.597	160.5	2:37.129	
2	1	3:23.193	50.697	1:29.216	1:03.280	124.1	6:30.327	2	1	3:25.685	44.800	1:20.990	1:19.895	122.6	6:02.814	
3	1	5:00.530	1:37.601	1:50.411	1:32.518	83.9	11:30.857	3	1	4:58.535	1:30.058	1:56.136	1:32.341	84.5	11:01.349	
4	1	4:01.940	1:27.604	1:34.838	59.498	104.2	15:32.797	4	1	4:04.306	1:19.894	1:44.739	59.673	103.2	15:05.655	
5	1	2:55.579	50.769	1:18.389	46.421	143.6	18:28.376	5	1	2:33.525	44.649	1:09.346	39.530	164.2	17:39.180	
6	1	2:57.975	51.977	1:19.954	46.044	141.7	21:26.351	6	1	2:33.112	44.323	1:09.590	39.199	164.7	20:12.292	
77		NO LIMIT 1. Benjamin LAGIER					ST	94		SMB 1. Olivier FOULLAT					M2L	
1	1	2:48.300	50.209	1:16.198	41.893	149.8	2:48.300	1	1	3:00.091	55.413	1:19.097	45.581	140.0	3:00.091	
2	1	3:23.871	45.980	1:14.955	1:22.936	123.7	6:12.171	2	1	3:22.618	49.706	1:25.533	1:07.379	124.4	6:22.709	
3	1	4:58.282	1:30.211	1:53.620	1:34.451	84.5	11:10.453	3	1	5:01.130	1:32.407	1:52.275	1:36.448	83.7	11:23.839	
4	1	4:03.064	1:21.567	1:41.083	1:00.414	103.7	15:13.517	4	1	4:01.426	1:24.801	1:33.747	1:02.878	104.4	15:25.265	
5	1	2:35.934	45.572	1:10.264	40.098	161.7	17:49.451	5	1	2:51.528	49.493	1:17.443	44.592	147.0	18:16.793	
6	1	2:35.250	45.340	1:10.358	39.552	162.4	20:24.701	6	1	2:52.349	49.340	1:17.675	45.334	146.3	21:09.142	
78		NO LIMIT 1. Stephane GEORGE					M2L	97		MULLER RACING 1. Antoine JUNG					M2L	
1	1	2:59.678	55.496	1:18.573	45.609	140.3	2:59.678	1	1	2:59.486	54.651	1:18.990	45.845	140.5	2:59.486	
2	1	3:20.597	49.251	1:24.857	1:06.489	125.7	6:20.275	2	1	3:22.031	50.349	1:25.121	1:06.561	124.8	6:21.517	
3	1	4:59.638	1:32.278	1:52.598	1:34.762	84.1	11:19.913	3	1	4:59.958	1:32.791	1:52.563	1:34.604	84.1	11:21.475	
4	1	4:02.628	1:25.934	1:34.806	1:01.888	103.9	15:22.541	4	1	4:03.095	1:25.943	1:34.340	1:02.812	103.7	15:24.570	
5	1	2:50.109	48.335	1:17.158	44.616	148.2	18:12.650	5	1	2:51.893	49.217	1:18.132	44.544	146.7	18:16.463	
6	1	2:47.896	48.794	1:15.990	43.112	150.2	21:00.546	6	1	2:52.330	49.346	1:17.249	45.735	146.3	21:08.793	
100		AGS EVENTS 1. Christophe CARRIERE					M2L									



MITJET SERIES SPA EURO RACE 2014 RACE 3

Analysis

Lap	D	Time	Sector 1	Sector 2	Sector 3	Kph	Elapsed	Lap	D	Time	Sector 1	Sector 2	Sector 3	Kph	Elapsed
1	1	2:55.905	53.987	1:17.085	44.833	143.3	2:55.905	2	1	3:16.342	56.222	1:25.075	55.045	128.4	7:07.585
2	1	3:22.630	50.231	1:26.413	1:05.986	124.4	6:18.535	3	1	4:36.321	1:19.028	1:46.178	1:31.115	91.2	11:43.906
3	1	4:58.713	1:30.345	1:54.194	1:34.174	84.4	11:17.248	4	1	4:01.770	1:30.510	1:34.558	56.702	104.3	15:45.676
4	1	4:03.021	1:25.413	1:35.993	1:01.615	103.8	15:20.269	5	1	3:02.307	52.169	1:22.848	47.290	138.3	18:47.983
5	1	2:53.046	49.914	1:17.655	45.477	145.7	18:13.315	6	1	3:00.508	51.754	1:21.525	47.229	139.7	21:48.491
6	1	2:48.834	48.556	1:16.745	43.533	149.3	21:02.149								

■ Personal Best ■ Session Best B Crossing the finish line in pit lane

101		AGS EVENTS		ST			
		1. Rodolphe WALLGREN					
		2. Benjamin CASADIO TASTU					
1	1	2:42.641	48.306	1:12.234	42.101	155.0	2:42.641
2	1	3:26.331	46.291	1:18.448	1:21.592	122.2	6:08.972
3	1	4:58.751	1:30.540	1:54.461	1:33.750	84.4	11:07.723
4	1	4:02.482	1:20.286	1:43.082	59.114	104.0	15:10.205
5	1	2:38.077	45.885	1:11.441	40.751	159.5	17:48.282
6	1	2:37.180	45.970	1:10.658	40.552	160.4	20:25.462

197		ARCTIC RACING		M2L			
		1. Povilas JANKAVICIUS					
1	1	2:57.484	54.421	1:17.924	45.139	142.1	2:57.484
2	1	3:21.444	49.422	1:25.992	1:06.030	125.2	6:18.928
3	1	4:59.124	1:31.113	1:53.676	1:34.335	84.3	11:18.052
4	1	4:03.064	1:25.986	1:35.075	1:02.003	103.7	15:21.116
5	1	2:51.214	48.968	1:17.115	45.131	147.3	18:12.330
6	1	2:50.092	49.206	1:16.853	44.033	148.2	21:02.422

110		AGS EVENTS		M2L			
		1. Benjamin CASADIO TASTU					
		2. Rodolphe WALLGREN					
1	1	3:10.273	57.215	1:24.806	48.252	132.5	3:10.273
2	1	3:23.735	52.252	1:28.340	1:03.143	123.8	6:34.008
3	1	5:00.611	1:39.801	1:48.735	1:32.075	83.9	11:34.619
4	1	4:00.064	1:29.738	1:31.969	58.357	105.0	15:34.683
5	1	2:53.890	50.969	1:17.008	45.913	145.0	18:28.573
6	1	2:51.769	50.856	1:17.604	43.309	146.8	21:20.342

111		ARCTIC RACING		M2L			
		1. Mikhail MAKAROVSKIY					
1	1	3:06.106	57.479	1:21.262	47.365	135.5	3:06.106
2	1	3:20.287	51.249	1:24.255	1:04.783	125.9	6:26.393
3	1	5:02.416	1:36.333	1:51.329	1:34.754	83.4	11:28.809
4	1	4:00.679	1:26.322	1:33.276	1:01.081	104.8	15:29.488
5	1	2:57.927	50.611	1:20.759	46.557	141.7	18:27.415
6	1	2:57.469	51.679	1:20.271	45.519	142.1	21:24.884

133		ARCTIC RACING		M2L			
		1. Stanislav SERENZHENKOV					
1	1	3:24.702	1:04.301	1:22.709	57.692	123.2	3:24.702
2	1	3:16.891	51.485	1:26.978	58.428	128.1	6:41.593
3	1	4:59.755	1:43.176	1:45.798	1:30.781	84.1	11:41.348
4	1	4:01.215	1:31.027	1:33.237	56.951	104.5	15:42.563
5	1	2:56.592	52.100	1:18.760	45.732	142.8	18:39.155
6	1	2:53.676	50.408	1:18.728	44.540	145.2	21:32.831

166		ARCTIC RACING		M2L			
		1. Stanislav YAROVVOY					
1	1	3:25.554	1:08.384	1:24.333	52.837	122.7	3:25.554
2	1	3:18.100	53.715	1:28.725	55.660	127.3	6:43.654
3	1	4:58.704	1:42.144	1:46.111	1:30.449	84.4	11:42.358
4	1	4:02.609	1:31.219	1:33.048	58.342	103.9	15:44.967
5	1	3:02.466	52.272	1:22.894	47.300	138.2	18:47.433
6	1	3:02.534	52.235	1:22.875	47.424	138.1	21:49.967

177		ARCTIC RACING		M2L			
		1. Igor MURAVLEV					
1	1	3:51.243	1:07.053	1:23.038	1:21.152	109.0	3:51.243